

NOTES

0123451020

Scale in metres at 1:200 @ A3

ANDREW PEARCE LANDSCAPE DESIGN
0411 073 293 - andrew@apld.com.au - www.apld.com.au
31 Jonas Absalom Drive, Port Macquarie, NSW 2444

N

LANDSCAPE PLAN

WERIN ABORIGINAL CORP
MEDICAL CENTRE

LOT 1 DP 1085815 &
LOT 1 DP 1192256
PORT MACQUARIE 2444

S I T E P L A N

2 6 M A Y 2 0 2 3

DWG No. WER.01.01
ISSUE 1 - PAGE 1 OF 5
1 : 2 0 0 @ A 2

apld

andrew pearce

LANDSCAPE DESIGN

SYDNEY - PORT MACQUARIE - SINCE 2003

420mmH planter free draining to deep soil below. Surface covered with mass groundcover planting of *Dichondra repens*

Grove planting of *Howea forsteriana* (Kentia Palms). Palms to be of advanced size and of varying heights

Planter bed to slope up from planter wall to mound 400mm higher beneath area where palm grove is planted

Sculptural piece depicting Porpoise totem

Metal or formed concrete pond to max 300mm deep. Rim of pond to finish flush with garden surface

Planter wall widens to 500mm deep to create informal bench seating

Two tone Stoneset permeable pebble-crete surface material or similar laid in curved pattern reflecting planter shape

Slope permeable paving to pit to capture excess surface water

420mmH off-form reinforced concrete planter wall

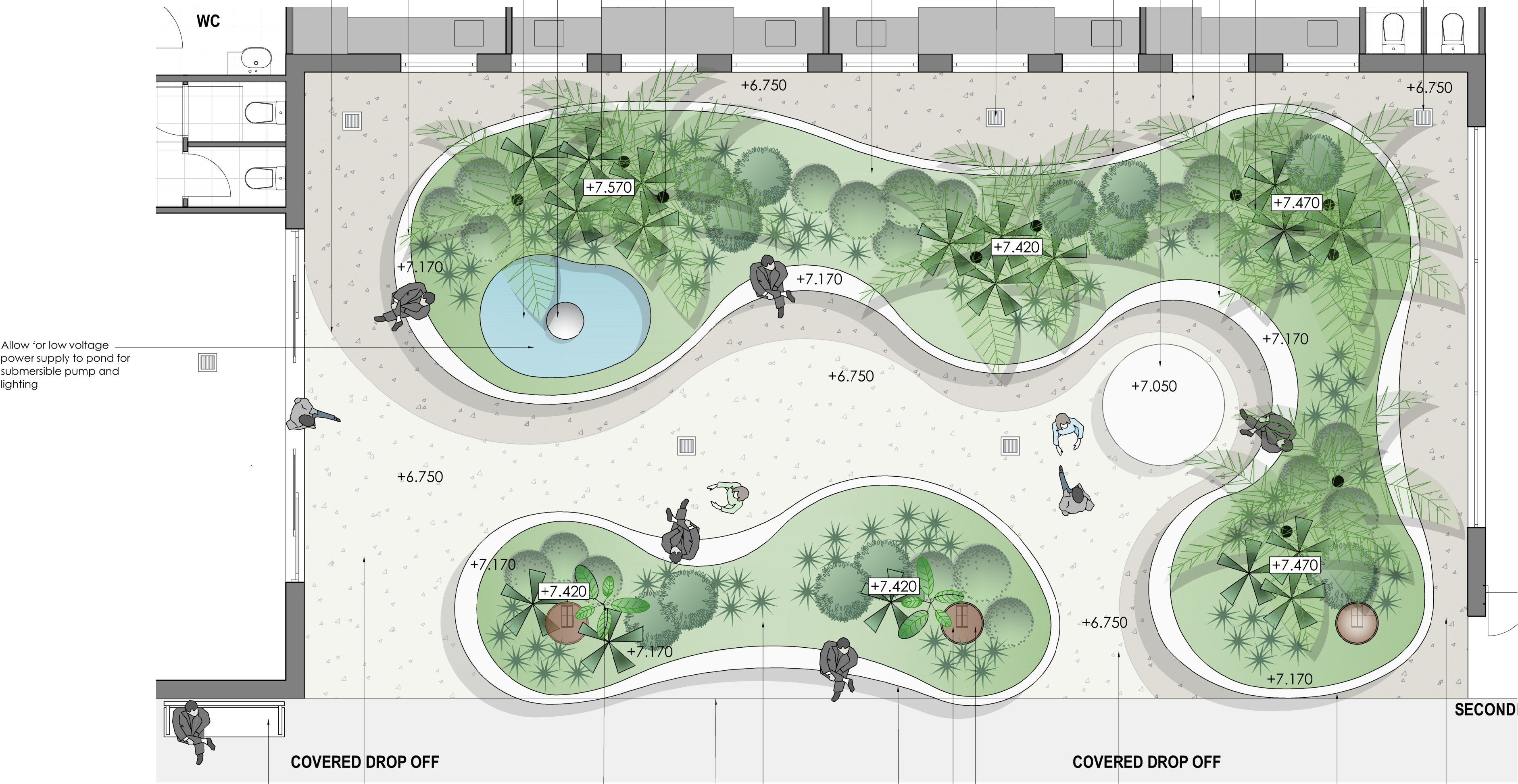
300mmH x 2mØ off form concrete seat/coffee table structure

Two toned permeable paving design to floor surface

Planter walls widen to 500mm deep in sections as shown to form informal bench seating

Slope garden soil surface up to create raised mounds under palms to heights as indicated

Slope permeable paving to storm water pit. Drainage detailing to Hydraulic Engineers specifications



Additional bench seating

Main entry and open paved apron area

Planter bed to slope up from planter wall to mound 250mm higher around concealed beam

Path surface material to extend into seating area

420mmH planter free draining to deep soil below. Surface covered with mass groundcover planting of *Dichondra repens*

Two toned permeable paving design to floor surface

420mmH off-form reinforced concrete planter wall

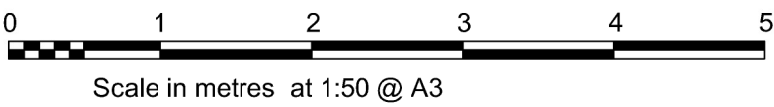
Two tone Stoneset permeable pebble-crete surface material or similar laid in curved pattern reflecting planter shape

Corten sheet steel with selected laser cut patterns of cultural significance. Steel rolled into 700mmØ tubes to conceal steel piers

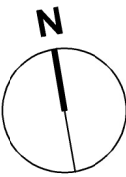
Consider installing low voltage up-lighting within decorative pier tubes

Planter walls widen to 500mm deep in sections as shown to form informal bench seating

NOTES



ANDREW PEARCE LANDSCAPE DESIGN
0411 073 293 - andrew@apld.com.au - www.apld.com.au
31 Jonas Absalom Drive, Port Macquarie, NSW 2444



LANDSCAPE PLAN

WERIN ABORIGINAL CORP
MEDICAL CENTRE

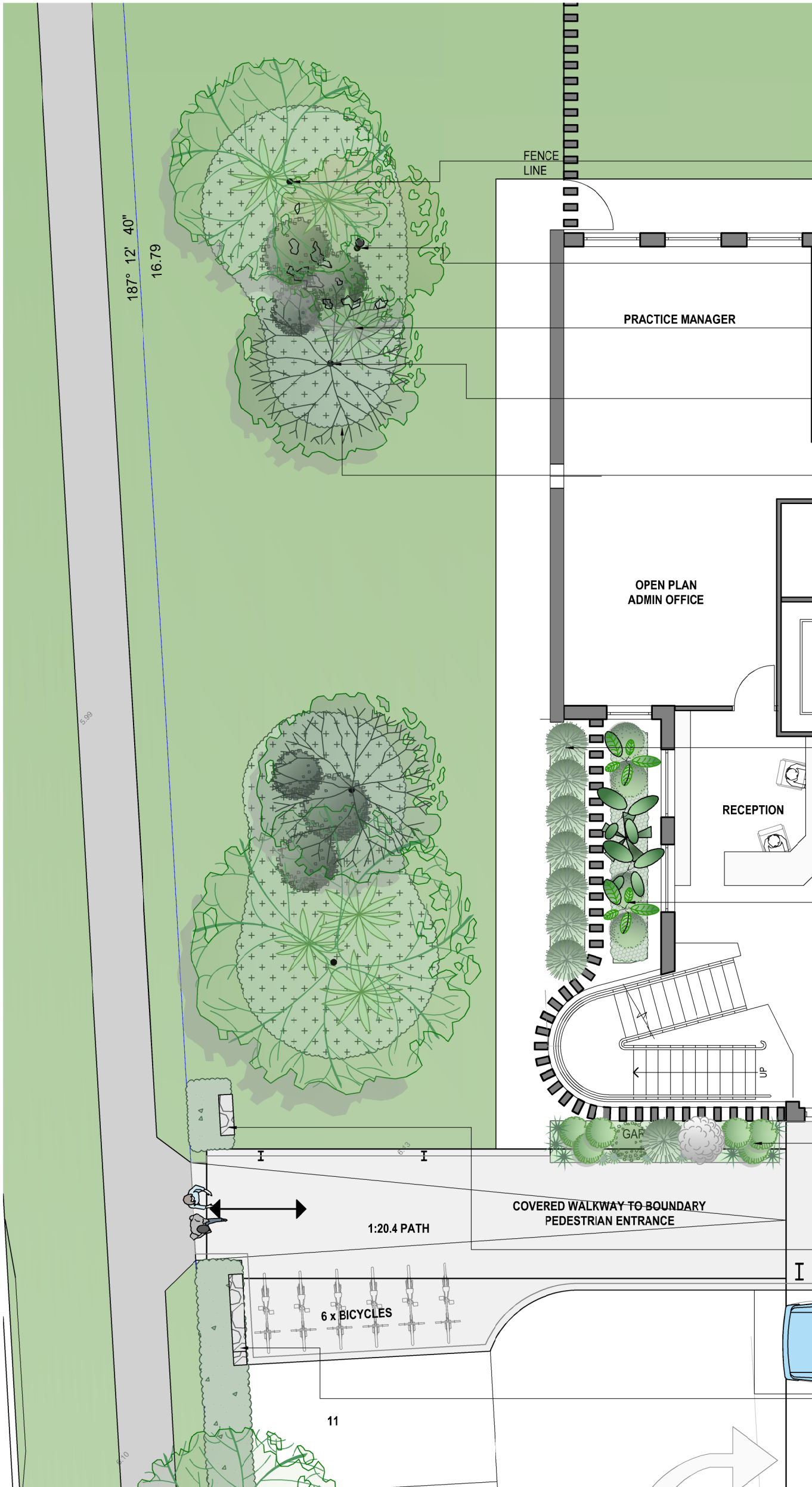
LOT 1 DP 1085815 &
LOT 1 DP 1192256
PORT MACQUARIE 2444

CENTRAL COURTYARD
GARDEN AREA

26 MAY 2023

DWG No. WER.01.02
ISSUE 1 - PAGE 2 OF 5
1 : 50 @ A 2





Mass planting of *Lomandra hystrix* 'Lucky Stripe'

Tristaniopsis laurina 'Luscious'

Pandorea jasminoides 'Lady Di' trained onto slat screen fencing

Pyrus calleryana 'Capital'

Feature under planting of *Rhaphiolepis* 'Cosmic White', *Doryanthes excelsa* and mass groundcover of *Trachelospermum asiaticum* 'Shooting Star'

Tristaniopsis laurina 'Luscious'

Tristaniopsis laurina 'Luscious'

Pandorea jasminoides 'Lady Di' trained onto slat screen fencing

Mass planting of *Lomandra hystrix* 'Lucky Stripe'

Lomandra 'Lucky Stripe' planting to soften fenceline

Mixed planting of *Monstera deliciosa*, *Blechnum* 'Silver Lady' or *Cycas revoluta*, *Ligularia reniformis*, *Heliconia psittacorum* 'Nickerensis' and groundcover planting of *Plectranthus* 'Nico'

Pyrus calleryana 'Capital'

Feature under planting of *Rhaphiolepis* 'Cosmic White', *Doryanthes excelsa* and mass groundcover of *Trachelospermum asiaticum* 'Shooting Star'

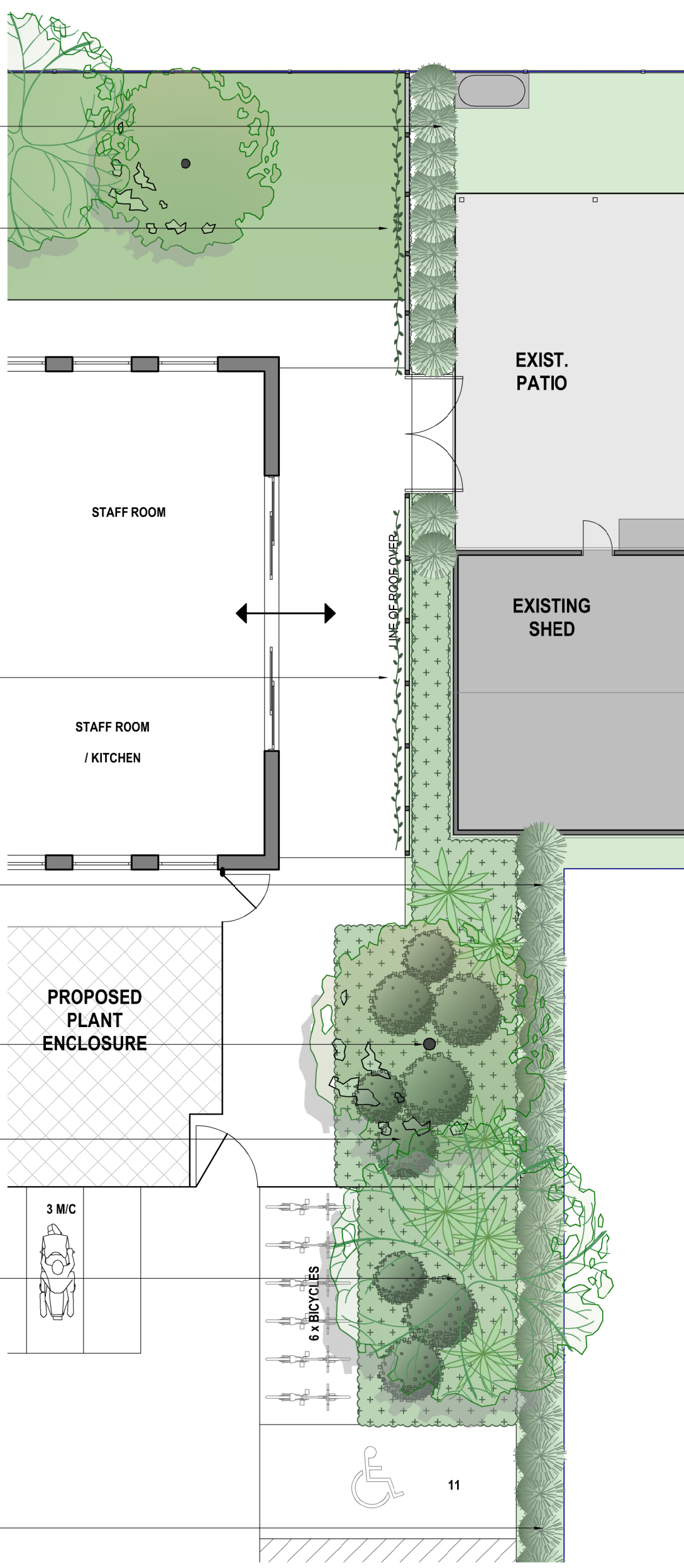
Mixed planting of *Carissa* 'Desert Star', *Liriope* 'Isabella', *Rhaphiolepis* 'Snow Maiden', *Lomandra* 'Lucky Stripe', *Kalanchoe* 'Silver Spoons' and *Senecio mandraliscae*.

Tristaniopsis laurina 'Luscious'

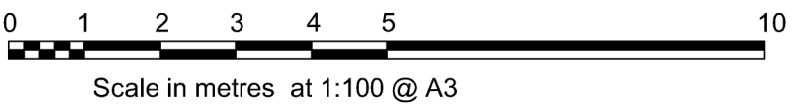
Stone clad masonry block gateway pillar to 900mmH x 900mmW displaying street address. Wall located 300mm offset from path

Stone clad masonry gateway wall to 900mmH to edge of bike parking area. Wall off set 300mm from path and displays medical centre title

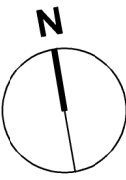
Lomandra 'Lucky Stripe' planting to soften fenceline



NOTES



ANDREW PEARCE LANDSCAPE DESIGN
0411 073 293 - andrew@apld.com.au - www.apld.com.au
31 Jonas Absalom Drive, Port Macquarie, NSW 2444



LANDSCAPE PLAN

WERIN ABORIGINAL CORP
MEDICAL CENTRE

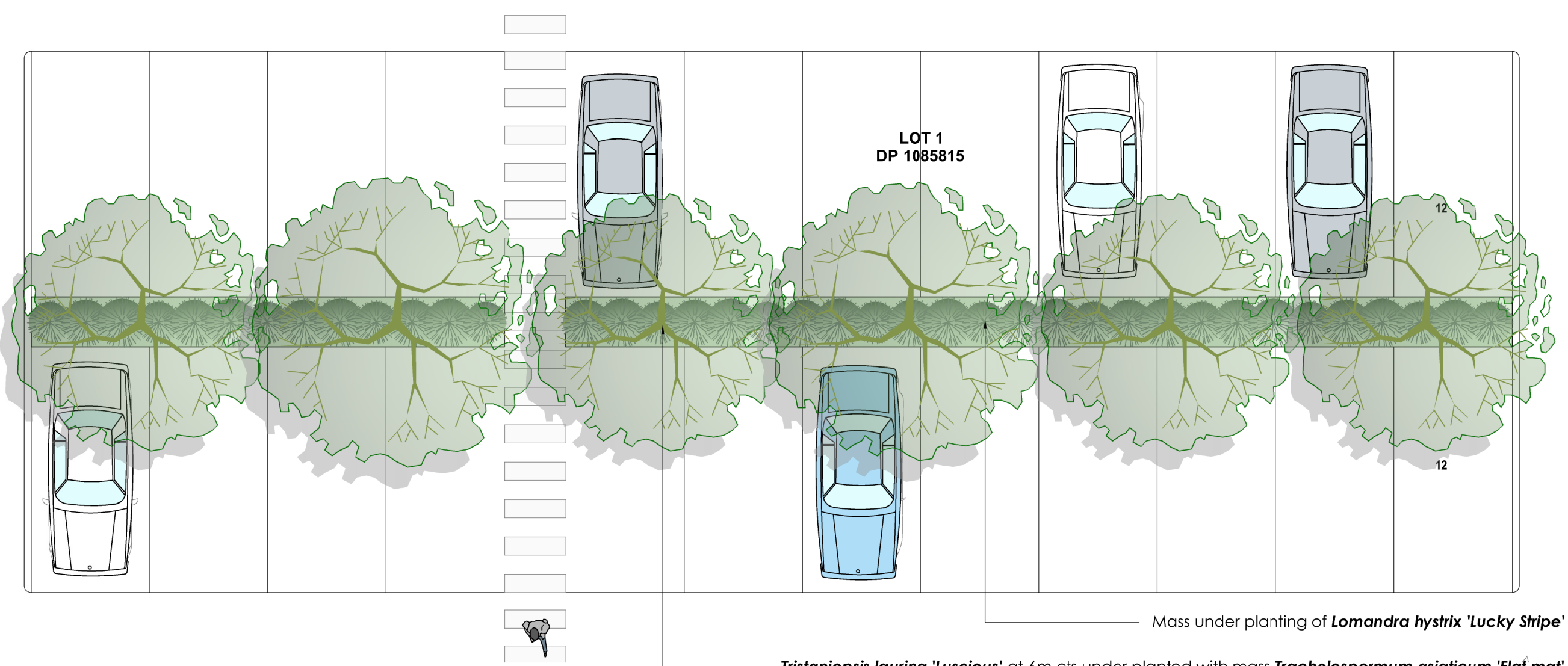
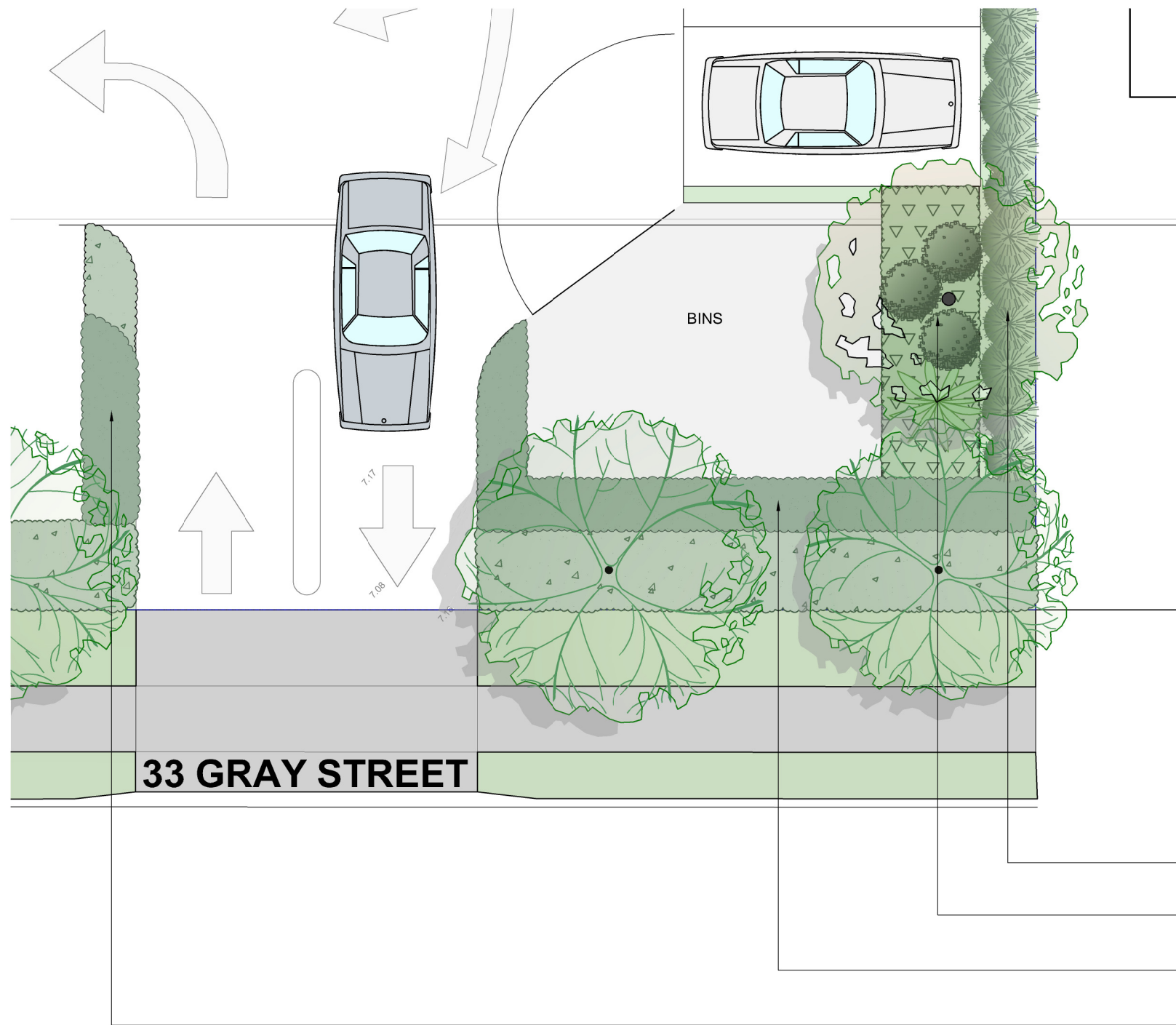
LOT 1 DP 1085815 &
LOT 1 DP 1192256
PORT MACQUARIE 2444

LAKE RD FRONT SETBACK AND
REAR UTILITY AREA GARDEN

26 MAY 2023

DWG No. WER.01.03
ISSUE 1 - PAGE 3 OF 5
1 : 100 @ A2





250mmH metal pond (out of ground) to max 300mm deep. Porpoise totem focal point on plinth within pond with low voltage submersible pond lighting to illuminate

900mmH stone clad curved masonry wall with corten steel or other lettering fixed to street front face. Install low voltage up-lighting within garden to illuminate sign

Signage wall framed with clipped mound planting of *Rhaphiolepis 'Cosmic White'* and *Doryanthes excelsa*

Mass under planting of *Lomandra hystrix 'Lucky Stripe'*

Tristaniopsis laurina 'Luscious' at 6m cts under planted with mass *Trachelospermum asiaticum 'Flat mat'* clipped to 200mmH

Mass planting of *Lomandra hystrix 'Lucky Stripe'* to soften fenceline

Pyrus calleryana 'Capital' feature tree underplanted with cloud pruned *Rhaphiolepis 'Cosmic White'*, *Doryanthes excelsa* and mass groundcover of *Viola hederacea*

Syzygium australe 'Pinnacle' hedge clipped to 1.5mH


Syzygium australe 'Pinnacle' 1.5mH hedge returns in at driveway

Mass planting of *Liriope muscari 'Isabella'* planted at 300cts

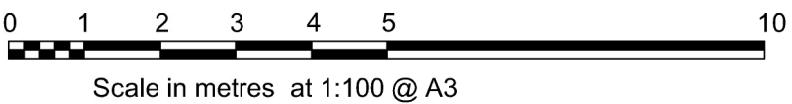
Tristaniopsis laurina 'Luscious' at 6m cts under planted with mass *Trachelospermum asiaticum 'Flat mat'* clipped to 200mmH



Illustration - Street corner gardens and signage wall



NOTES



ANDREW PEARCE LANDSCAPE DESIGN
0411 073 293 - andrew@apld.com.au - www.apld.com.au
31 Jonas Absalom Drive, Port Macquarie, NSW 2444

LANDSCAPE PLAN





















WERIN ABORIGINAL CORP
MEDICAL CENTRE
LOT 1 DP 1085815 &
LOT 1 DP 1192256
PORT MACQUARIE 2444

CARPARK GARDEN AREAS

26 MAY 2023
DWG No. WER.01.04
ISSUE 1 - PAGE 4 OF 5
1:100 @ A2



PLANT SCHEDULE - SHRUBS AND GROUNDCOVERS

SYMBOL	QTY	BOTANICAL NAME	COMMON NAME	POT SIZE	MATURE SIZE	SPACING
	12	<i>Arthropodium cirratum</i>	Renga Lily	200mm	900mm	800cts
	19	<i>Blechnum gibbum</i> 'Silver Lady' or <i>Cycas revoluta</i>	Silver Lady Fern Cydad	200mm 25Ltr	800mm-1m 1.5m	800cts 900cts
	6	<i>Carissa macrocarpa</i> 'Desert Star'	Dwarf Natal Plum	140mm	500mm	700cts
	106	<i>Dichondra repens</i>	Kidney Weed	Tubes +	100mm	500cts+
	15	<i>Doryanthes excelsa</i>	Gynea Lily	25Ltr	1.5m	900cts
	2	<i>Heliconia psittacorus</i> 'Nickerensis'	Lobster Claw cvs	45Ltr	2m	Per plan
	1	<i>Kalanchoe bracteata</i>	Silver Spoons	200mm	800mm	500cts
	20	<i>Ligularia reniformis</i> 'Designer Verde'	Tractor Seat Plant	140-200	700mm	700cts
	152	<i>Liriope muscari</i> 'Isabella'	Lily Turf cvs 'Isabella'	140mm	400mm	300cts
	119	<i>Lomandra hystrix</i> 'Lucky Stripe'	Variegated Mat Rush	200mm	900mm	800cts
	4	<i>Monstera deliscosa</i> or <i>Philodendron selloum</i>	Fruit Salad Plant Lacey Tree Philodendron	25Ltr 25Ltr	1.2m 3m	Per plan Per plan
	12	<i>Pandorea jasminoides</i> 'Lady Di'	Wonga Wonga Vine	200mm	climber	1m cts
	8	<i>Plectranthus coleoides</i> 'Nico'	Swedish Ivy	140mm	500mm	500cts
	28	<i>Raphiolepis iindica</i> 'Cosmic White'	Hawthorn 'Cosmic White'	200mm	1.2m	800cts
	1	<i>Raphiolepis indica</i> 'Snow Maiden'	Howthorn 'Snow Maiden'	200mm	1m	600cts
	4	<i>Senecio mandralisae</i> /serpens	Dwarf Blue Chalksticks	140mm	300mm	500cts
	27	<i>Syzygium australe</i> 'Pinnacle'	Lily Pilly cvs	25Ltr	Per plan	700cts
	219	<i>Trachelospermum asiaticum</i> 'Flat Mat'	Asiatic Jasmice cvs	140mm	Keep clipped to 250mmH	500cts
	97	<i>Trachelospermum asiaticum</i> 'Shooting Star'	Variegated Asiatic Jasmine cvs	140mm	Keep clipped to 250mmH	500cts
	10	<i>Viola hederacea</i>	Australian Native Violet	140mm	200mm	600cts

LAWNS

Establishment: Following installation of new turf the lawn shall be watered daily during the first week and 3 times per week for the following three (3) weeks until root establishment has been achieved. Do not fertilise during this period.

Maintenance: Once established the lawn shall be mown to a minimum of 25mm height when required. Fertilise in spring when lawn shows signs of post winter growth with a complete slow release lawn food ensuring to water well before and after. Complete followup lawn feeding during summer and autumn with an organic fertiliser following the manufacturers instructions for application methods and rates.

Watering of lawns should be conducted with regards to current water restriction guidelines. Water lawns deeply for longer periods less often rather than frequent light applications to promote healthy deep root growth. This will improve the turfs drought tolerance.

SHRUBS

Establishment: In the absence on an installed irrigation system, plants should be watered regularly to ensure plants are receiving adequate moisture given their individual microclimates in which they are planted and encourage deep root growth. Tip prune leafy shrubs as required to promote dense bushy habit and maintain desired shape. Remove any spent flowers and dead foliage as necessary

HEDGING

Maintenance: Hedging plants should be pruned regularly during the growing season to produce a dense screen with a more bushy habit. This is achieved by reducing the internodal length(Length between branching points) and promoting multiple branching. Pruning should commence once the plants are established and may involve removing up to $\frac{1}{3}$ of the new growth from both the sides and top of the plant. After pruning apply a soluble plant food such as Sealsol and Nitrolsol to promote root and leaf growth. Water plants regularly on permitted days until plants have established and then continue to water regularly especially during the drier months.

Fertilising: Fertilise plants with a complete slow release fertiliser suitable for native plants throughout the growing season and apply an organic fertiliser such as blood and bone at the beginning of spring. Fertilising should be reduced by half in winter and a low nitrogen fertiliser used only.

TREES






Establishment: Advanced trees should be staked during the establishment period with 3 hardwood stakes outside the rootball area and tethered by 3 hessian ties in figure eight pattern between stake and tree. Once a strong root system is established the stakes should be removed to promote strong stem growth.

Pyrus calleryana - Selected specimens with dominant central leaders should only be used.

Note: All fertilising shall be completed following the manufacturers instructions regarding the frequency and rates of application of each individual product.



PLANT SCHEDULE - TREES AND PALMS

SYMBOL	QTY	BOTANICAL NAME	COMMON NAME	POT SIZE	MATURE SIZE	SPACING
	10	<i>Howea fosteriana</i>	Kentia palm	150-200Ltr	6-15m	Per plan
	6	<i>Lagerstroemia indica</i> 'Natchez'	White Flowering Crepemyrtle (Single Stemmed)	75-100Ltr	6m x 4m	6m approx
	2	<i>Lagerstroemia indica</i> 'Moonlight Magic'	Burgundy Crepemyrtle	75Ltr	4m x 3m	Per plan
	6	<i>Pyrus calleryana</i> 'Capital'	Ornamental Pear	100Ltr	10m x 3m	Per plan
	18	<i>Tristaniopsis laurina</i> 'Luscious'	Water Gum 'Luscious' cvs	75-100Ltr	12m x 5m	6m approx

NOTES:

+ Denotes *Dichondra repens* planting can be reinforced or substituted with seed sown application. Apply seed mix to manufacturers instructions

Trees within or bordering carpark to be spaced at approx 6m centres. Ensure trees are evenly spaced at either side of pedestrian crossing/walkway where it intersects these garden beds

NOTES

01234510

Scale in metres at 1:100 @ A3

ANDREW PEARCE LANDSCAPE DESIGN

0411 073 293 - andrew@apld.com.au - www.apld.com.au
31 Jonas Absalom Drive, Port Macquarie, NSW 2444

N

LANDSCAPE PLAN

WERIN ABORIGINAL CORP
MEDICAL CENTRE

LOT 1 DP 1085815 &
LOT 1 DP 1192256
PORT MACQUARIE 2444

PLANT SCHEDULES AND
MAINTENANCE SCHEDULES

26 MAY 2023

DWG No. WER.01.05
ISSUE 1 - PAGE 5 OF 5
1 : 1 0 0 @ A 2

apld

andrew pearce

LANDSCAPE DESIGN

SYDNEY - PORT MACQUARIE - SINCE 2003


















Examples of off-form concrete sitting/planter walls




Examples of curved garden beds in commercial settings,





raised bench seat planter





TOP: *Ligularia* in planter, *Dichondra* groundcover, *Blechnum* and *Ligularia*, *Kentia* palms

BOTTOM: *Ligularia*, *Blechnum*, *Arthropodium*, *Cycads*, *Liriope* 'Isabella'



Window Planter Species – TOP: *Heliconia* 'Nickerensis' and flower, *Philodendron selloum*, *Ligularia* and *Blechnum*




BOTTOM: *Blechnum*, *Monstera deliciosa*, *Plectranthus* 'Nico'



Pathway mixed planting scheme – *Rhaphiolepis* 'Snow Maiden', *Lomandra* 'Lucky Stripe', *Rhaphiolepis*, *Trachelospermum* 'Shooting Star' BOTTOM: *Liriope* 'Isabella', *Kalanchoe* 'Silver Spoons', *Carissa* 'Desert Star', *Senecio mandraliscae*/Serpens



Crepemyrtles in clipped *Trachelospermum asiaticum* groundcover, *Trachelospermum asiaticum* 'Flat Mat', *Tristanopsis* tree planting BOTTOM: Corten steel signage and laser cut cylinders



Lagerstroemia 'Natchez', Pyrus 'Capital' in Trachelospermum asiaticum groundcover, Lagerstroemia 'Moonlight Magic'

BOTTOM: *Raphiolepis 'Cosmic White', Viola hederacea and Doryanthes excelsa* (Sword shape leaves)